

# Bat Monitoring at Minnehada Park 2024 Results Summary

## Bat Count Summary:

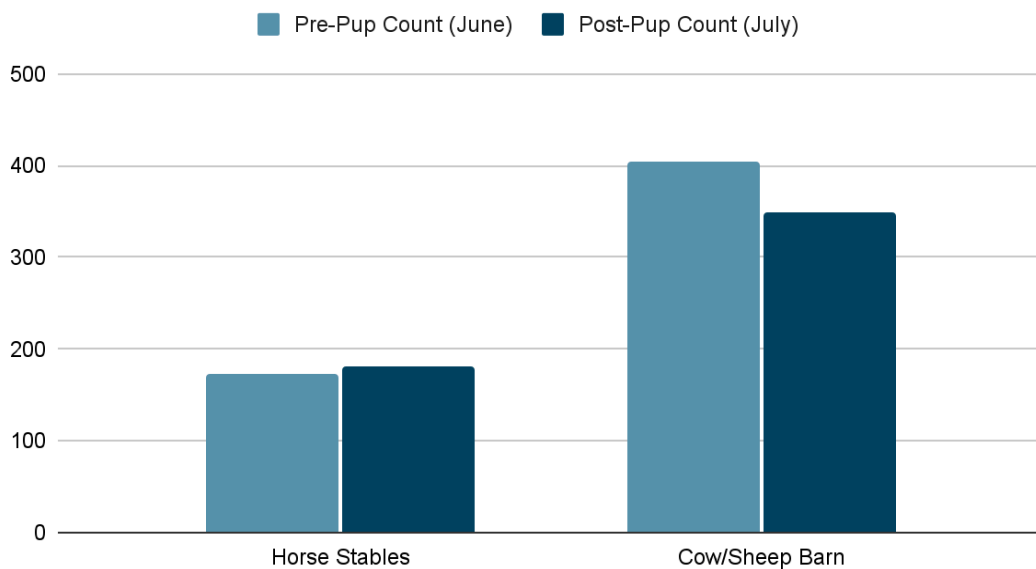
Table 1: Pre-Pup Counts (June)

	<b>HORSE STABLES</b>	<b>COW/SHEEP BARN</b>	<b>VOLUNTEERS</b>
09 June 2024	N/A	423	5
12 June 2024	175	N/A	6
20 June 2024	171	N/A	6
21 June 2024	N/A	387	6
<b>Average</b>	<b>173</b>	<b>405</b>	<b>6</b>

Table 2: Post -Pup Counts (July)

	<b>HORSE STABLES</b>	<b>COW/SHEEP BARN</b>	<b>VOLUNTEERS</b>
12 July 2024	N/A	311	6
26 July 2024	188	N/A	5
31 July 2024	174	390	11
<b>Average</b>	<b>181</b>	<b>350</b>	<b>7</b>

## 2024 Bat Count Summary



## Foraging Survey Summary:

Table 3: Summary of Bat Calls Detected July 20, 2024 at Minnekhada Marsh on Lodge Trail

Primary Bat Call ID*	Number of Calls**	Call %	Secondary Call ID
EPTFUS - Big Brown Bat	1	1%	LASCIN - Hoary Bat
LASCIN - Hoary Bat	3	3%	TADBRA - Mexican Free-tailed
MYOCAL - California Myotis	9	10%	MYOYUM - Yuma Myotis
MYOLUC - Little Brown Myotis	46	47%	MYOVOL - Long-legged Myotis
MYOVOL - Long-legged Myotis	10	10%	MYOLUC - Little Brown Myotis
MYOYUM - Yuma Myotis	28	29%	MYOCAL - California Myotis
<b>Total Bat Calls Detected</b>	97	100%	
<b>Number of Bat Species Detected</b>	6		

\* Several results of the bat call auto-identifications for this session are uncertain and suspect.

\*\* The number of bat detection calls does not reflect the number of different bats, as the same bat may make several calls within range of the bat detector, particularly if bats are foraging at a site.

Summary of Bat Calls Detected 20 July 2024

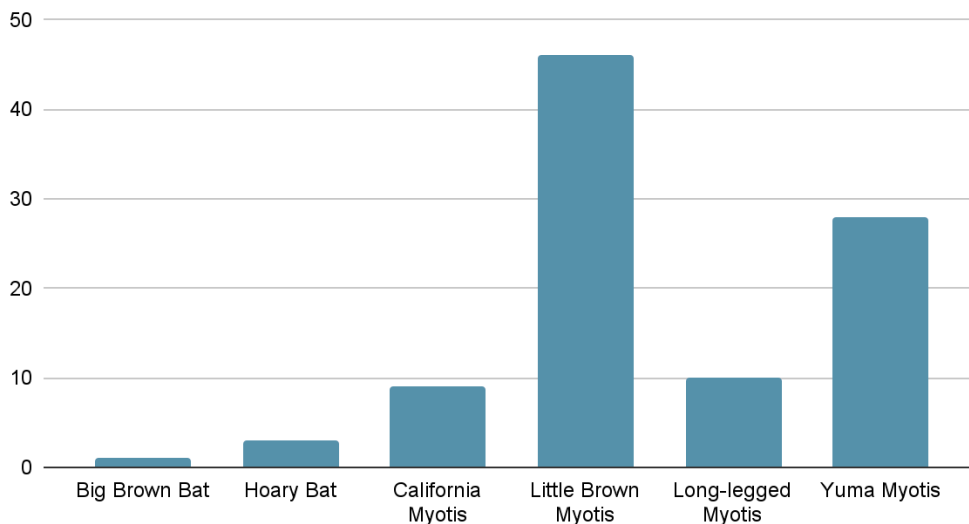


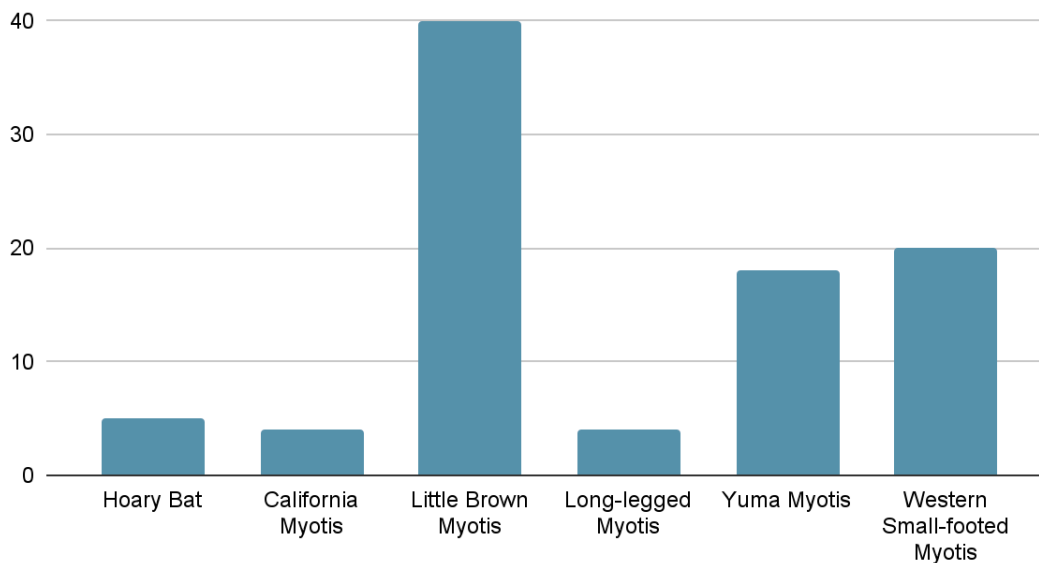
Table 4: Summary of Bat Calls Detected July 28, 2024 at Minnekhada Marsh on Mid Marsh Trail

Primary Bat Call ID*	Number of Calls**	Call %	Secondary Call ID
LASCIN - Hoary Bat	5	5%	TADBRA - Mexican Free-tailed
MYOCAL - California Myotis	4	4%	MYOYUM - Yuma Myotis
MYOLUC - Little Brown Myotis	40	45%	MYOVOL - Long-legged Myotis
MYOVOL - Long-legged Myotis	4	4%	MYOLUC - Little Brown Myotis
MYOYUM - Yuma Myotis	18	20%	MYOCAL - California Myotis
MYOCIL - Western Small-footed	20	22%	MYOLUC - Little Brown Myotis
<b>Total Bat Calls Detected</b>	88	100%	
<b>Number of Bat Species Detected</b>	6		

\* Several results of the bat call auto-identifications for this session are uncertain and suspect.

\*\* The number of bat detection calls does not reflect the number of different bats, as the same bat may make several calls within range of the bat detector, particularly if bats are foraging at a site.

Summary of Bat Calls Detected 28 July 2024

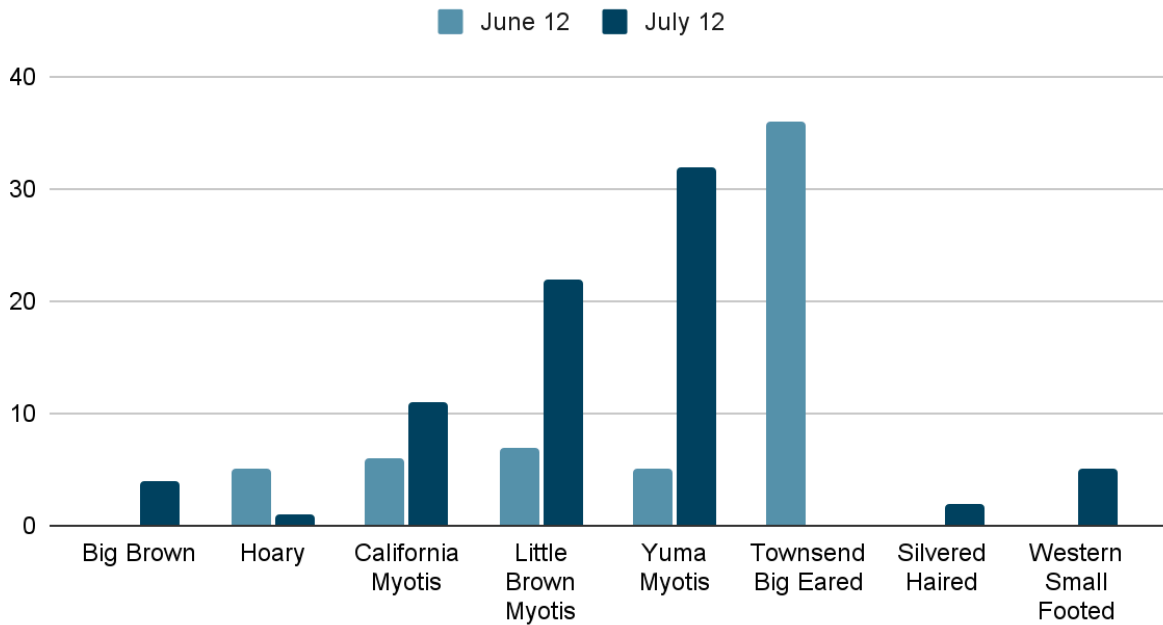


## Acoustic Data Summary (non foraging nights):

Table 5: Summary of bat calls detect on bat count nights at Minnekhada Farm (June 12th at Stable, July 12th at Dairy Barn)

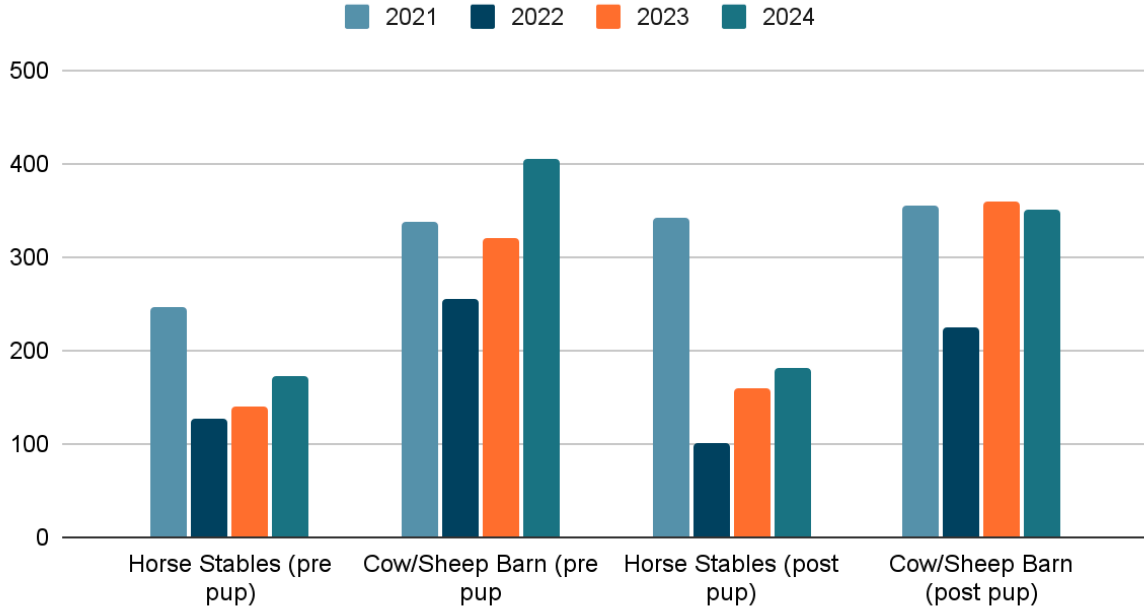
	<b>Big Brown</b>	<b>Hoary</b>	<b>Cal. Myotis</b>	<b>Little Brown Myotis</b>	<b>Yuma Myotis</b>	<b>Townsend Big Eared</b>	<b>Silvered Haired</b>	<b>Western Small Footed</b>
June 12th	0	5	6	7	5	36	0	0
July 12th	4	1	11	22	32	0	2	5

### Calls Detected per Day



# Bat Count Comparison 2021-2024

## Bat Count Summary 2021-2024



## Acknowledgements

We would like to thank the following persons who helped with the bat counts through the 2024 season:

Steve Smith Danielle Dagenais Giselle Bonney Christine Thurlow Jordanna Reid Tara Chyzyj Pam Hirakata Eloisa Diaz Neito	Brad Klassen Sara Bonney Pippa Applewood Andrea Levesque Fernando Ignacio Trozello Casado Hannah Cockerman Angela Martinez Tatiana Martinez Carol MacLeod	Celia Deluca Anita Niven Sheri Ray Jorge Tamayo Menno Schelleuberg Jolene Milan Alex Walkhouse Rachel Walkhouse Gary Gage
--	--	---